




P_K_.0805.2ST._ Platinum thin film RTD

For the automatic assembling on PCBs

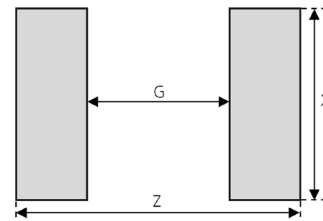
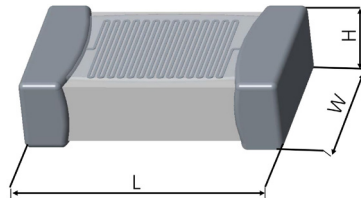
Benefits & Characteristics

- Excellent long-term stability and thermal cycling
- Low self-heating
- Automatic assembly in large-volume applications

Product image



Illustration¹⁾



Dimensions

Dimensions in mm	L 2.0 ± 0.15	W 1.25 ± 0.15	H 0.5 ± 0.1
Land pattern in mm	Z 2.70	G 1.10	X 1.40

Technical Data

Electrical Specifications

Temperature range	-50 °C to +150 °C (see general notes 1.1)	
Nominal resistance	100 Ω at 0 °C, 500 Ω at 0 °C, 1000 Ω at 0 °C	
Characteristic	IEC 60751	
Tolerance class (dependent on temperature range)		IST AG reference
	IEC 60751 F0.15	A
	IEC 60751 F0.3	B
	IEC 60751 F0.6	C
Temperature coefficient	3850 ppm/K	
Temperature dependence of resistivity	according to IEC 60751:	
	-50 °C to 0 °C $R(T) = R_0 \times (1 + A \times T + B \times T^2 + C \times [T - 100] \times T^3)$	
	0 to +150 °C $R(T) = R_0 \times (1 + A \times T + B \times T^2)$	
	A = 3.9083 × 10 ⁻³ × °C ⁻¹	
	B = -5.775 × 10 ⁻⁷ × °C ⁻²	
	C = -4.183 × 10 ⁻¹² × °C ⁻⁴	
	R ₀ = resistance value in Ω at 0°C	
	T = temperature in accordance with ITS90	

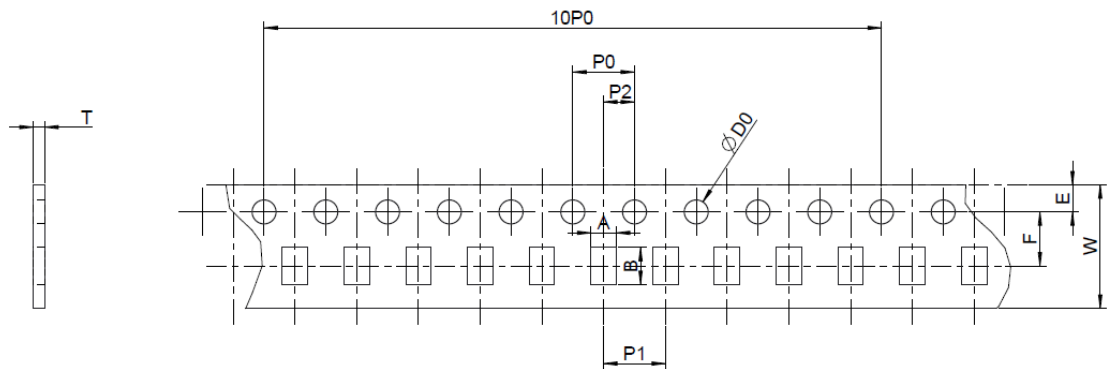


General Specifications

Pads (soldering connection)	Soft-Termination galvanic tin plated with nickel barrier layer		
Soldering (according to J-STD-002E) see general notes 1.3	1. Solderability: Test A and A1 2. Resistance to soldering heat: Test A and A1		
Measuring current (Self-heating has to be considered)	Pt 100 1 mA	Pt 500 0.5 mA	Pt 1000 0.3 mA
Long-term stability:	< 0.04 % at 1000 h at 130 °C		
Taping & Packaging	EIA-481 (for dimensions see general notes 1.2)		
Storage Property	12 months (original packaging and dry conditions)		
REACH + RoHs Compliance	Yes		
Special	Use in dry environment only		

General notes

- 1.1 The thermal coefficient of expansion of the circuit board has to be considered
- 1.2 Taping and Packaging:



Item	A	B	W	E	F	P0	P1	P2	D0	T	10P0
Dimension	1.65	2.4	8.0	1.75	3.5	4.0	4.0	2.0	1.55	0.75	40.0
min. Tol.	-0.05	-0.05	-0.1	-0.05	-0.05	-0.1	-0.1	-0.05	-0.05	-0.03	-0.1
max. Tol.	0.05	0.05	0.1	0.05	0.05	0.1	0.1	0.05	0.05	0.03	0.1

Dimensions in mm.

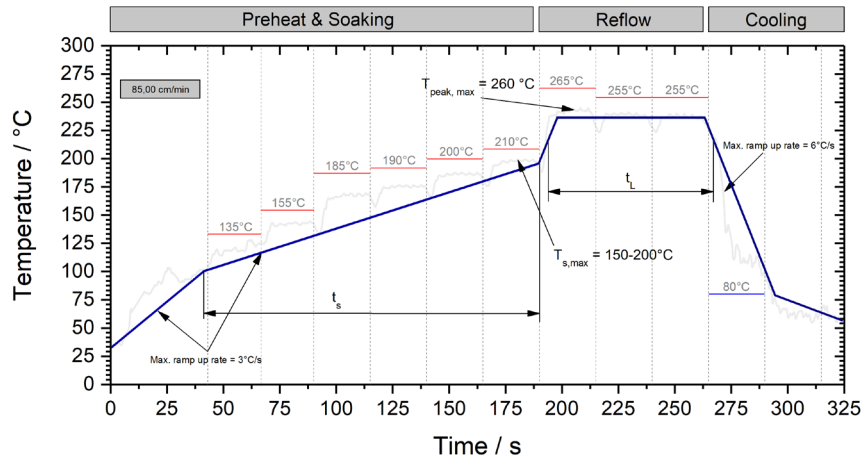
Packaging unit in tape and reel, special variants, small quantities or other packaging unit are available on request.



1.3 Soldering and Reflow profile

For soldering IST AG recommends lead-free solder paste (Material: SnAgCu 96.5/3.0/0.5) and a temperature characteristic (reflow profile) for reflow soldering according to JEDEC J-STD-002E. The solderability was tested with following assembly conditions:

PCB Material: FR4 (PCB Layer: 2)
 PCB thickness: 1.6 mm
 Dimensions: 72 x 32 mm
 Solder Paste: KOKI „S3X58-M406“ (Pb-free assembly)



Profile parameter	Temperature range / °C	Heating rate / °C / s	Time / s
Ramp to preheat	RT to 150	1.9 - 3	
Preaheat /Soak	$T_{s,min} = 100, T_{s,max} = 200$	1.9 - 3	$t_{s,min} = 60, t_{s,max} = 160$
Ramp to Peak	180 - 255	0.6	
Reflow	$250 \pm 5, T_{peak,max} = 260$		60 to 120, $t_{peak,max} = 30$
Cooling	255 - RT	1.6 - 3	

1.4 Important notes:

- The solder or additional fluxes should be halogen-free, mild, and non-activated.
- After soldering, a thorough cleaning with pH-neutral defluxing material is recommended.
- The profile has a significant impact on the solder joint performance, i.e. solderability, wettability and strength.
- The soak profile and all other data serve as a guideline and cannot be regarded as binding statements or guaranteed values. They serve as a starting point for process development. Specifically, a high mix of components or large board sizes might require the development of a different soldering profile.
- Long-term stability in the application and chemical resistance need to be approved by the customer.
- The customer must test and approve the suitability of IST AG sensors in the customer's application.



Order Information

Description	Tolerance class	Packaging type	Order number
Other tolerances, values of resistance are available on request			

Nominal resistance: 100 Ω at 0 °C

P0K1.0805.2ST.A	IEC 60751 F0.15 (A)	packed in bags	150043
P0K1.0805.2ST.A.S	IEC 60751 F0.15 (A)	taped on reel (sensor side up)	150034
P0K1.0805.2ST.A.S	IEC 60751 F0.15 (A)	taped on reel (sensor side down)	150044
P0K1.0805.2ST.B	IEC 60751 F0.3 (B)	packed in bags	152441
P0K1.0805.2ST.B.S	IEC 60751 F0.3 (B)	taped on reel (sensor side up)	150035
P0K1.0805.2ST.B.S	IEC 60751 F0.3 (B)	taped on reel (sensor side down)	152446
P0K1.0805.2ST.C	IEC 60751 F0.6 (C)	packed in bags	152445
P0K1.0805.2ST.C.S	IEC 60751 F0.6 (C)	taped on reel (sensor side up)	150036
P0K1.0805.2ST.C.S	IEC 60751 F0.6 (C)	taped on reel (sensor side down)	102022

Nominal resistance: 500 Ω at 0 °C

P0K5.0805.2ST.A	IEC 60751 F0.15 (A)	packed in bags	150045
P0K5.0805.2ST.A.S	IEC 60751 F0.15 (A)	taped on reel (sensor side up)	150040
P0K5.0805.2ST.A.S	IEC 60751 F0.15 (A)	taped on reel (sensor side down)	150048
P0K5.0805.2ST.B	IEC 60751 F0.3 (B)	packed in bags	150046
P0K5.0805.2ST.B.S	IEC 60751 F0.3 (B)	taped on reel (sensor side up)	150041
P0K5.0805.2ST.B.S	IEC 60751 F0.3 (B)	taped on reel (sensor side down)	150049
P0K5.0805.2ST.C	IEC 60751 F0.6 (C)	packed in bags	150047
P0K5.0805.2ST.C.S	IEC 60751 F0.6 (C)	taped on reel (sensor side up)	150042
P0K5.0805.2ST.C.S	IEC 60751 F0.6 (C)	taped on reel (sensor side down)	150050

Nominal resistance: 1000 Ω at 0 °C

P1K0.0805.2ST.A	IEC 60751 F0.15 (A)	packed in bags	150028
P1K0.0805.2ST.A.S	IEC 60751 F0.15 (A)	taped on reel (sensor side up)	150037
P1K0.0805.2ST.A.S	IEC 60751 F0.15 (A)	taped on reel (sensor side down)	150029
P1K0.0805.2ST.B	IEC 60751 F0.3 (B)	packed in bags	101865
P1K0.0805.2ST.B.S	IEC 60751 F0.3 (B)	taped on reel (sensor side up)	150038
P1K0.0805.2ST.B.S	IEC 60751 F0.3 (B)	taped on reel (sensor side down)	102023
P1K0.0805.2ST.B.S	IEC 60751 F0.3 (B)	taped only, sensor side up (not on reel)	150078
P1K0.0805.2ST.C	IEC 60751 F0.6 (C)	packed in bags	102020
P1K0.0805.2ST.C.S	IEC 60751 F0.6 (C)	taped on reel (sensor side up)	150039
P1K0.0805.2ST.C.S	IEC 60751 F0.6 (C)	taped on reel (sensor side down)	102024



Innovative Sensor Technology IST AG, Stegrütistrasse 14, 9642 Ebnat-Kappel, Switzerland
Phone: +41 71 992 01 00 | Fax: +41 71 992 01 99 | Email: info@ist-ag.com | www.ist-ag.com

All mechanical dimensions are valid at 25 °C ambient temperature, if not differently indicated • All data except the mechanical dimensions only have information purposes and are not to be understood as assured characteristics • Technical changes without previous announcement as well as mistakes reserved • The information on this data sheet was examined carefully and will be accepted as correct; No liability in case of mistakes • Load with extreme values during a longer period can affect the reliability • The material contained herein may not be reproduced, adapted, merged, translated, stored, or used without the prior written consent of the copyright owner • Typing errors and mistakes reserved • Product specifications are subject to change without notice • All rights reserved